

# Estill County Schools Energy Management Package



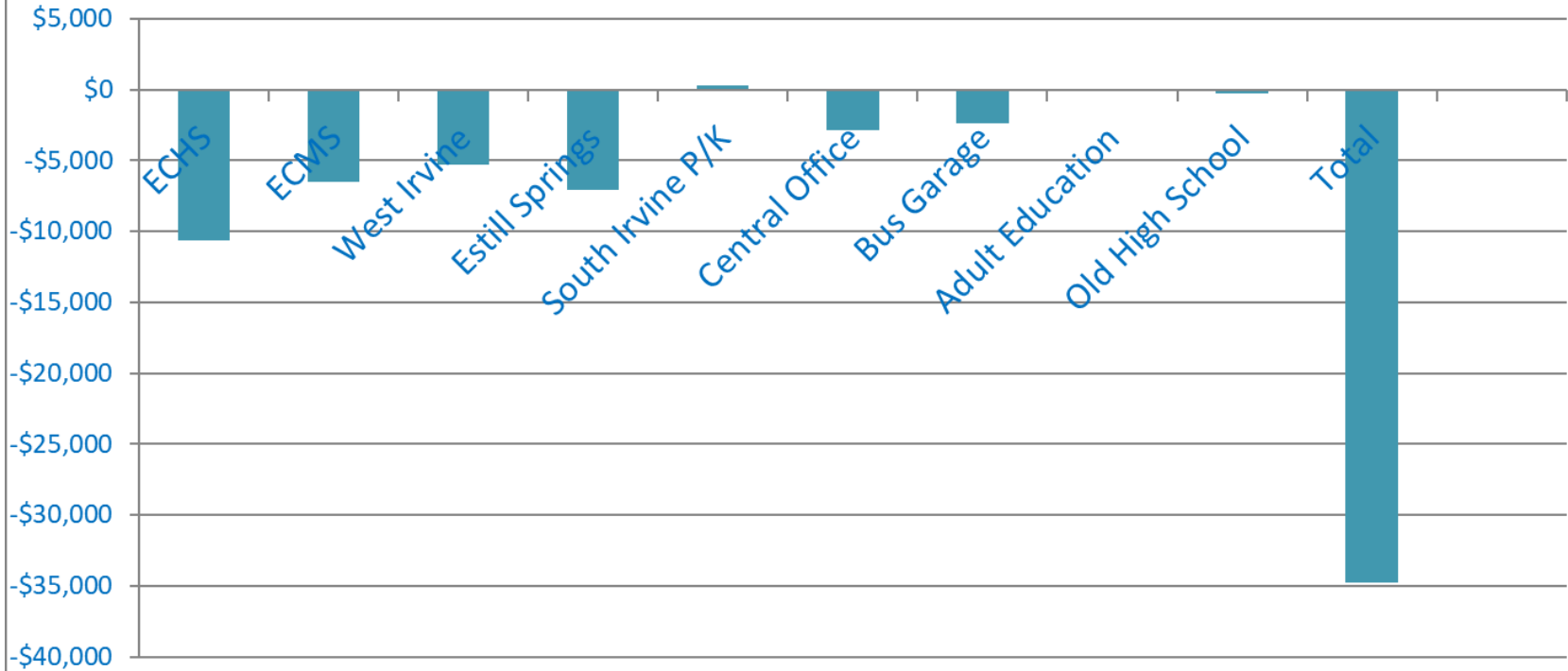
December 2019



# Estill County Schools Energy Management Report December 2019

School Facility	December					2018 - 2019 YTD Results				
	2018 Actual Kwh	2019 Actual Kwh	% Reduction	Position	\$ Cost Change	2018-19 Actual Kwh	2019-20 Actual Kwh	% Reduction	Overall Position	YTD \$ Cost Change
ECHS	115,174	119,968	-4.16%	9	\$581	808,288	705,917	12.7%	6	-\$10,631
ECMS	86,103	70,962	17.58%	6	-\$1,835	534,146	471,753	11.7%	7	-\$6,480
West Irvine	65,120	67,040	-2.95%	8	\$233	435,360	384,640	11.7%	8	-\$5,267
Estill Springs	48,714	26,152	46.32%	4	-\$2,734	221,224	153,041	30.8%	3	-\$7,081
South Irvine P/K	23,356	23,940	-2.50%	7	\$71	161,218	164,058	-1.8%	9	\$295
Central Office	53,246	41,219	22.59%	5	-\$1,457	165,325	137,694	16.7%	5	-\$2,870
Bus Garage	2,794		100.00%	1	-\$339	22,729		100.0%	1	-\$2,360
Adult Education	823	387	52.98%	3	-\$53	4,638	3,733	19.5%	4	-\$94
Old High School	1,000		100.00%	1	-\$121	2,640		100.0%	1	-\$274
<b>Total</b>	<b>396,330</b>	<b>349,668</b>	<b>11.77%</b>		<b>-\$5,654</b>	<b>2,355,568</b>	<b>2,020,836</b>	<b>14.2%</b>		<b>-\$34,763</b>

# Electrical Energy Cost Comparison to Last Year July 2019 - December 2019 \$ Cost Change



**Note: The Schools with the Lowest Bars are doing the Best Job in Reducing Costs**

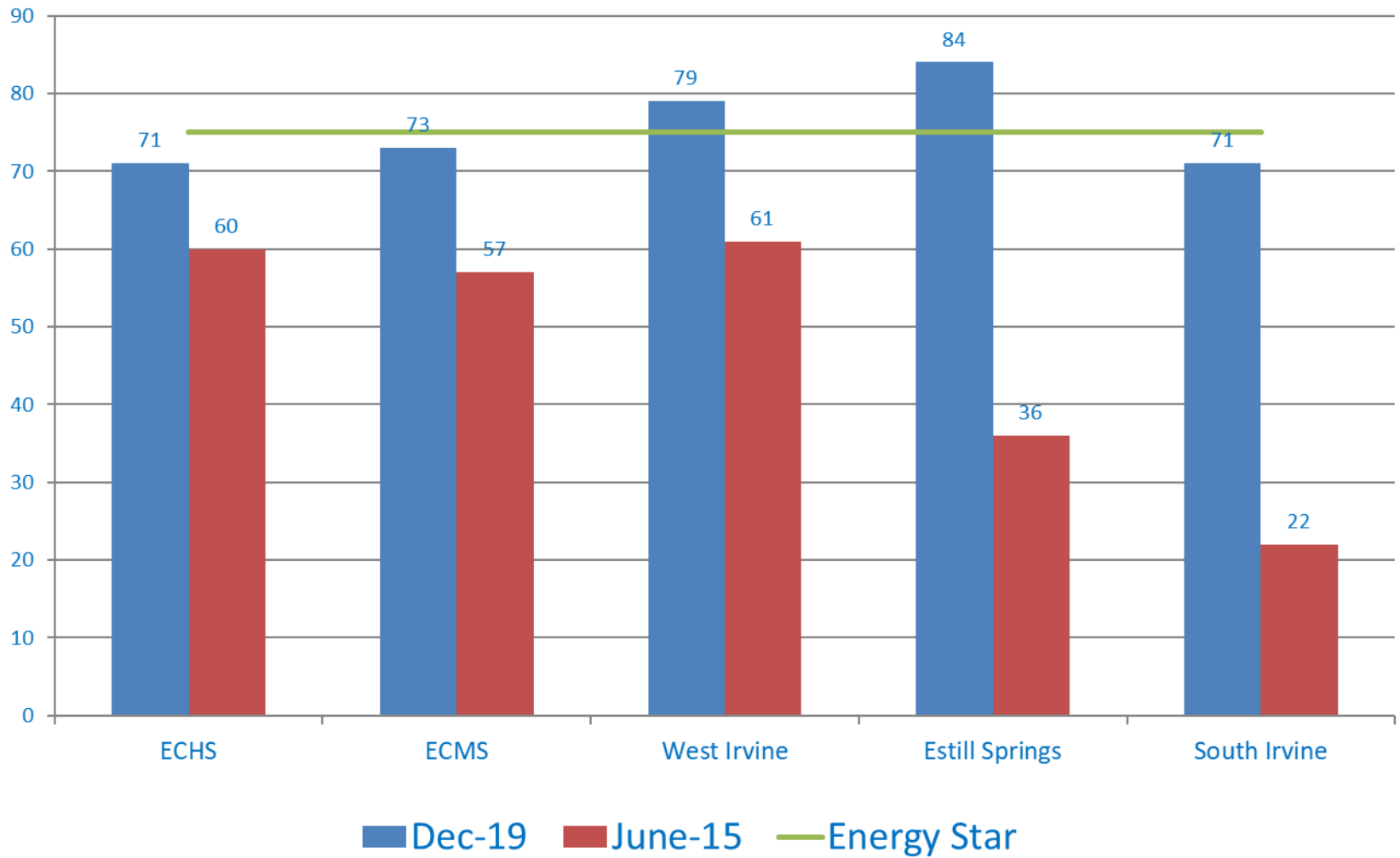
Project Description	Refunds/Rebates Received	Avoided Costs	Total Avoided Costs
Rate Change Savings Prior Years		\$9,600	\$9,600
Rate Change Savings Current Year		\$3,015	\$3,015
Consumption Savings Prior Years		\$441,607	\$441,607
Consumption Savings Current Year		\$106,477	\$106,477
Energy Projects Prior Years	\$18,638		\$18,638
Energy Projects Current Year	\$6,514		\$6,514
Total	\$25,152	\$560,699	\$585,851
Total Cost Avoided This Month		\$22,820	
Total Cumulative Savings		\$344,140	



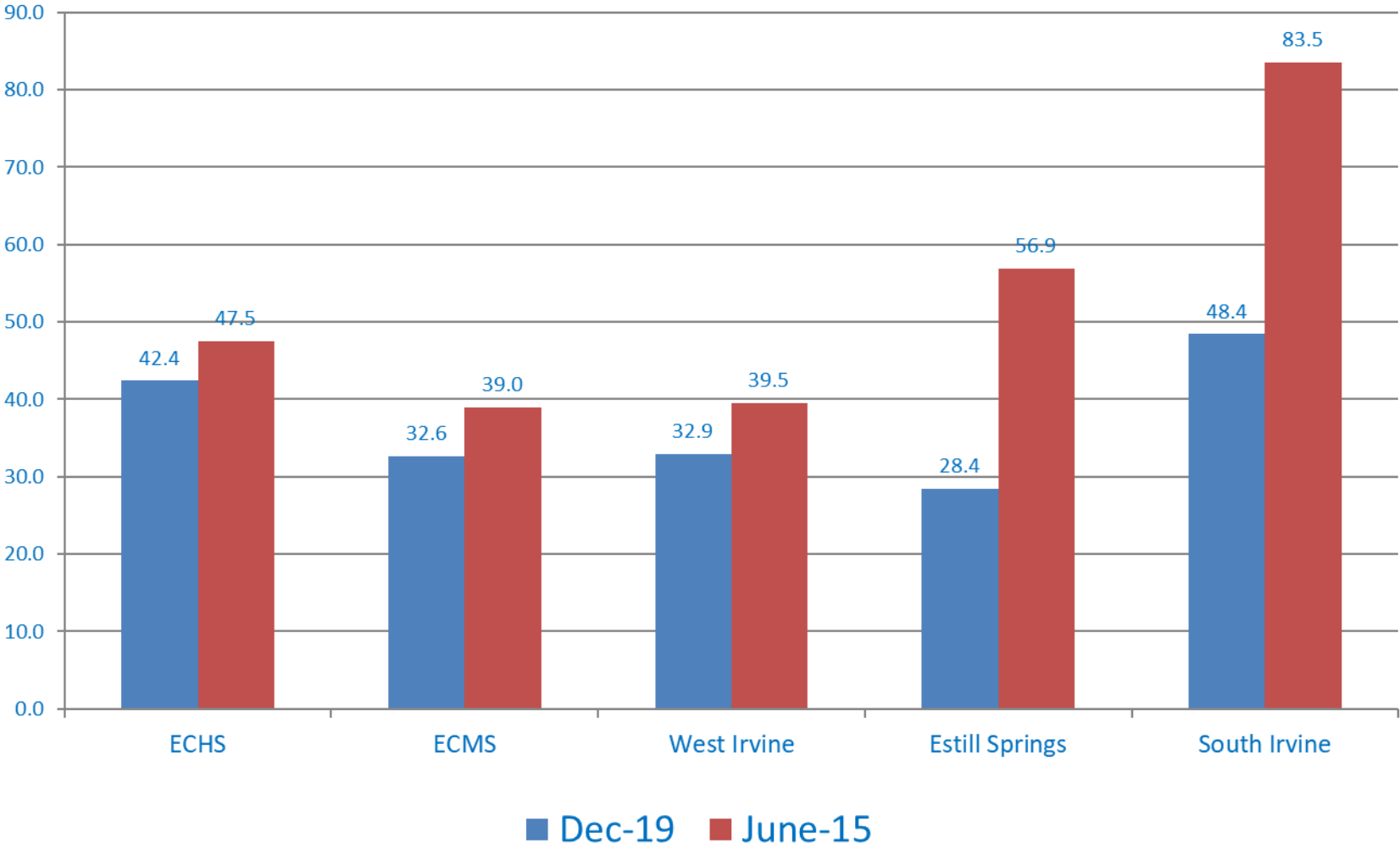
# Energy Star Portfolio Manager Ratings

Facility Name	Rating (1-100) Dec-19	Rating (1-100) June-15	Energy Use kbtu/sq ft Dec-19	Energy Use kbtu/sq ft June-15	Change From Baseline
Estill County High School	71	60	42.4	47.5	-10.7%
Estill County Middle School	73	57	32.6	39.0	-16.4%
West Irvine Elementary	79	61	32.9	39.5	-16.7%
Estill Springs Elementary	84	36	28.4	56.9	-50.1%
South Irvine P/K Center	71	22	48.4	83.5	-42.0%
<b>Total</b>	<b>75</b>	<b>53</b>	<b>36.5</b>	<b>47.7</b>	<b>-23.5%</b>

# Energy Star Portfolio Manager Ratings



# EUI (kbtu/sq.ft/)



# Energy Star Portfolio Manager Rating

