

Estill County Schools Energy Management Package



July 2019



Estill County Schools Energy Management Report Year End Result FY2019

2018 - 2019 YTD Results				
2017-18 Actual Kwh	2018-19 Actual Kwh	% Reduction	Overall Position	YTD \$ Cost Change
1,500,726	1,438,030	4.2%	5	-\$6,082
1,053,657	1,035,211	1.8%	7	-\$1,789
991,120	797,120	19.6%	2	-\$18,820
489,599	415,858	15.1%	4	-\$7,154
300,216	293,503	2.2%	6	-\$651
468,051	395,615	15.5%	3	-\$7,027
46,508	35,623	23.4%	1	-\$1,056
8,228	8,739	-6.2%	8	\$50
3,020	4,680	-55.0%	9	\$161
4,861,125	4,424,379	9.0%		-\$42,369





Estill County Schools

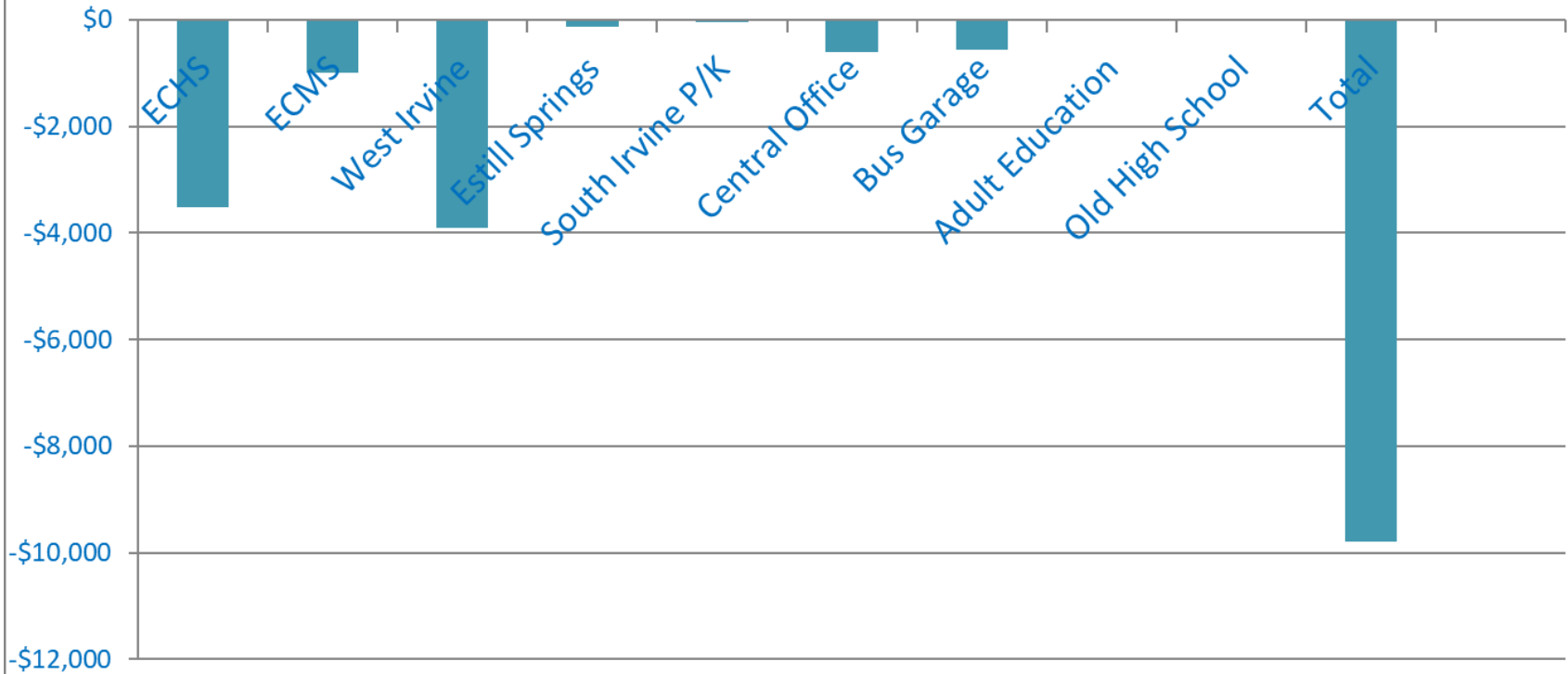
Energy Management Report

July 2019

School Facility	July					2018 - 2019 YTD Results				
	2018 Actual Kwh	2019 Actual Kwh	% Reduction	Position	\$ Cost Change	2018-19 Actual Kwh	2019-20 Actual Kwh	% Reduction	Overall Position	YTD \$ Cost Change
ECHS	142,575	107,336	24.72%	5	-\$3,523	142,575	107,336	24.7%	5	-\$3,523
ECMS	79,401	69,453	12.53%	7	-\$994	79,401	69,453	12.5%	7	-\$994
West Irvine	89,760	50,720	43.49%	3	-\$3,903	89,760	50,720	43.5%	3	-\$3,903
Estill Springs	19,489	18,289	6.16%	8	-\$120	19,489	18,289	6.2%	8	-\$120
South Irvine P/K	32,026	31,606	1.31%	9	-\$42	32,026	31,606	1.3%	9	-\$42
Central Office	24,284	18,240	24.89%	4	-\$604	24,284	18,240	24.9%	4	-\$604
Bus Garage	5,695		100.00%	1	-\$569	5,695		100.0%	1	-\$569
Adult Education	873	741	15.12%	6	-\$13	873	741	15.1%	6	-\$13
Old High School	160		100.00%	1	-\$16	160		100.0%	1	-\$16
Total	394,263	296,385	24.83%		-\$9,785	394,263	296,385	24.8%		-\$9,785



Electrical Energy Cost Comparison to Last Year July 2018 - July 2019 \$ Cost Change



Note: The Schools with the Lowest Bars are doing the Best Job in Reducing Costs

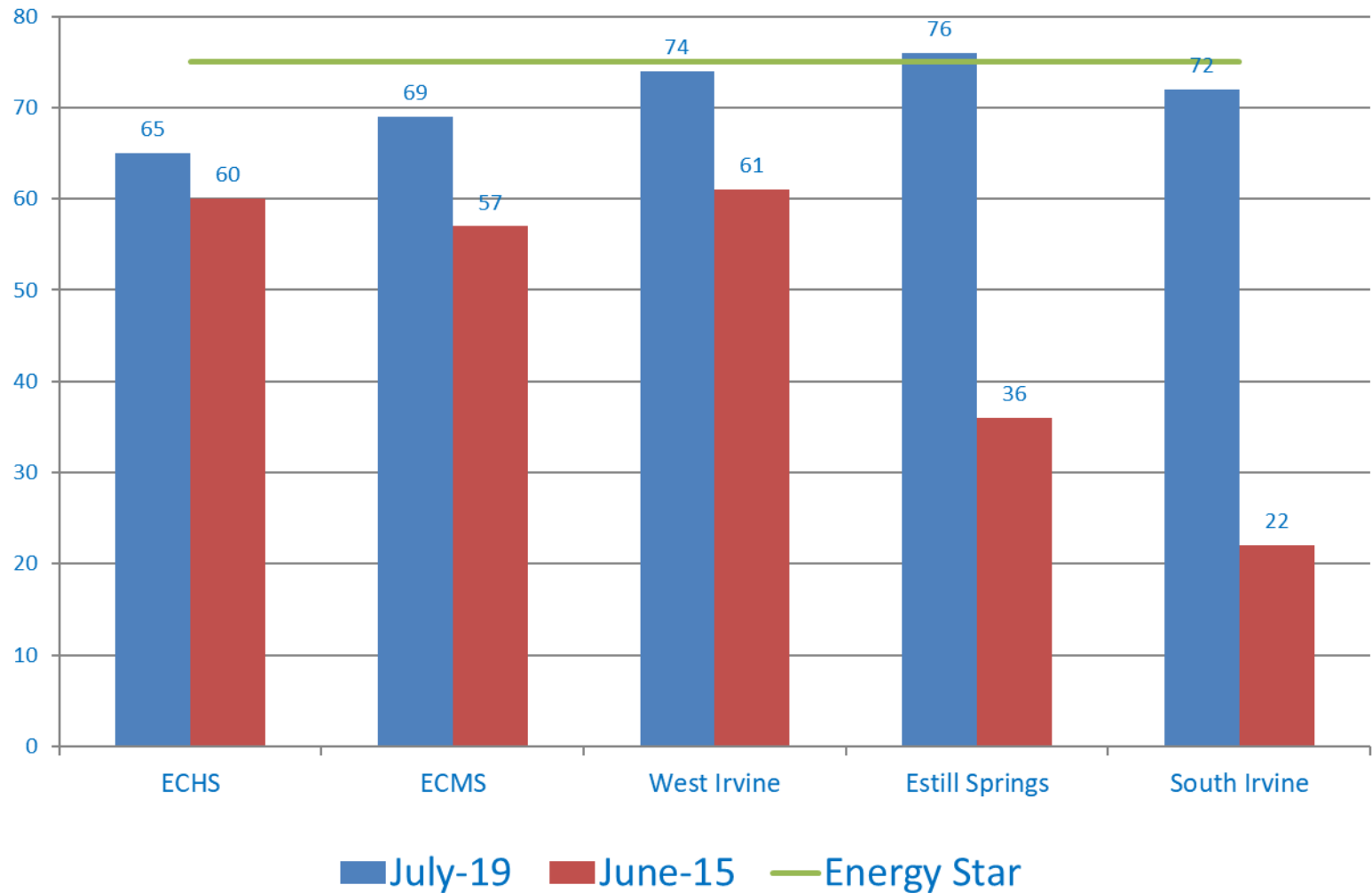
Project Description	Refunds/Rebates Received	Avoided Costs	Total Avoided Costs
Rate Change Savings Prior Years		\$9,600	\$9,600
Rate Change Savings Current Year		\$502	\$502
Consumption Savings Prior Years		\$441,607	\$441,607
Consumption Savings Current Year		\$11,891	\$11,891
Energy Projects Prior Years	\$18,638		\$18,638
Energy Projects Current Year	\$9,185		\$9,185
Total	\$27,822	\$463,601	\$491,423
Total Cost Avoided This Month		\$11,891	
Total Cumulative Savings		\$249,554	



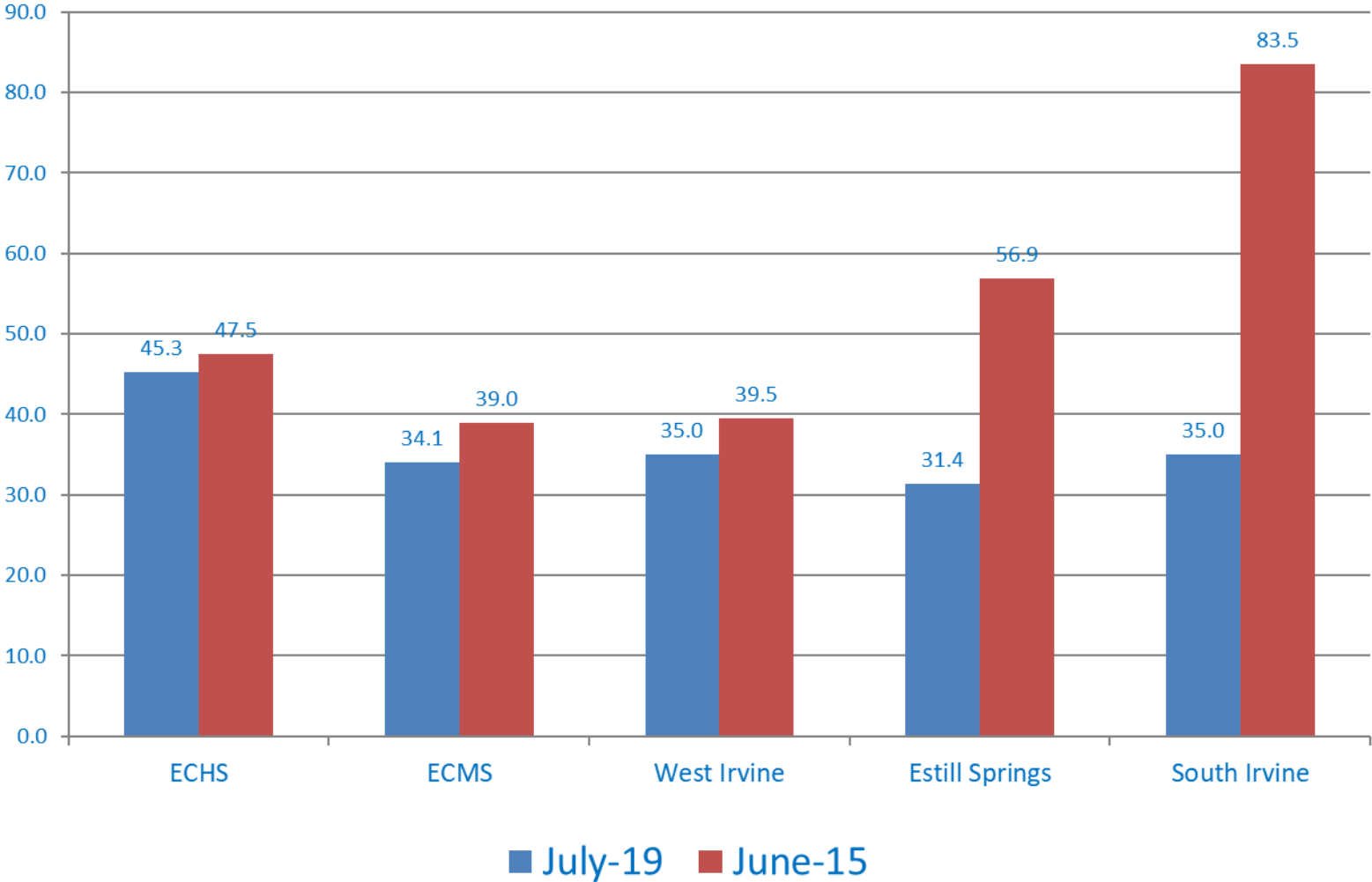
Energy Star Portfolio Manager Ratings

Facility Name	Rating (1-100) July-19	Rating (1-100) June-15	Energy Use kbtu/sq ft July-19	Energy Use kbtu/sq ft June-15	Change From Baseline
Estill County High School	65	60	45.3	47.5	-4.6%
Estill County Middle School	69	57	34.1	39.0	-12.6%
West Irvine Elementary	74	61	35.0	39.5	-11.4%
Estill Springs Elementary	76	36	31.4	56.9	-44.8%
South Irvine P/K Center	72	22	35.0	83.5	-58.1%
Total	70	53	38.7	47.7	-18.9%

Energy Star Portfolio Manager Ratings



EUI (kbtu/sq.ft/)



Energy Star Portfolio Manager Rating

