




Estill Springs Elementary

Comprehensive School Improvement Plan
2019

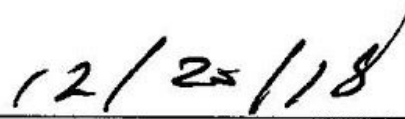
Assurance

Pursuant to 703 KAR 5:280(11), the local board of education reviews and approves the school improvement plan. Also, the LEA monitors and supports implementation of the school improvement plan to ensure successful implementation. Guiding Authority KRS 160.346 703 KAR 5:280


The Estill County Board of Education approved the Comprehensive District Improvement Plan for 2019 as recorded in the minutes of the meeting held on December 20, 2018.




Signature of District Superintendent



Date



Signature of Chairperson, Board of Education



Date

Comprehensive Improvement Plan for Schools

Rationale

School improvement efforts focus on student needs through a collaborative process involving all stakeholders to establish and address priority needs, district funding, and closing achievement gaps between identified subgroups of students. Additionally, schools build upon their capacity for high-quality planning by making connections between academic resources and available funding to address targeted needs.

Operational definitions of each area within the plan

Goal: Long-term three to five year target based on Kentucky Board of Education required goals. Schools may supplement with individual or district goals.

Objective: Short-term target to be attained by the end of the current school year.

Strategy: Research-based approach based on the 6 Key Core Work Processes designed to systematically address the process, practice or condition that the district will focus its efforts upon in order to reach its goals/objectives.

Activity: The actionable steps used to deploy the chosen strategy.

Key Core Work Processes: A series of processes that involve the majority of an organization's workforce and relate to its core competencies. These are the factors that determine an organization's success and help it prioritize areas for growth.

Measure of Success: the criteria that you believe shows the impact of our work. The **measures** may be quantifiable or qualitative, but they are observable in some way. Without data on what is being accomplished by our deliberate actions, we have little or no foundation for decision-making or improvement.

Progress Monitoring: is used to assess the plan performance, to quantify a rate of improvement based on goals and objectives, and to evaluate the effectiveness of the plan.

Guidelines for Building an Improvement Plan

- There are 6 required District Goals: Proficiency, Separate Academic Indicator, Achievement Gap Closure, Graduation rate, Growth, and Transition readiness.
- There are 5 required school-level goals:
 - For elementary/middle school: Proficiency, Separate Academic Indicator, Gap, Growth, and Transition readiness.
 - For high school: Proficiency, Separate Academic Indicator, Gap, Graduation rate, and Transition readiness.
- There can be multiple objectives for each goal.
- There can be multiple strategies for each objective.
- There can be multiple activities for each strategy.

1: Proficiency Goal

Goal 1: By 2021, we will increase the number of students scoring Proficient
 In reading from 43.1% to 63.1%
 In math from 35.4% to 60.4%
 (Information from feeder school - West Irvine Intermediate 3rd Grade Data)

Which **Strategy** will the district use to address this goal? *(The Strategy can be based upon the six Key Core Work Processes listed below or another research-based approach. Provide justification and/or attach evidence for why the strategy was chosen.)*

- [KCWP 1: Design and Deploy Standards](#)
- [KCWP 2: Design and Deliver Instruction](#)
- [KCWP 3: Design and Deliver Assessment Literacy](#)
- [KCWP 4: Review, Analyze and Apply Data](#)
- [KCWP 5: Design, Align and Deliver Support](#)
- [KCWP 6: Establishing Learning Culture and Environment](#)

Which **Activities** will the district deploy based on the strategy or strategies chosen? *(The links to the Key Core Work Processes activity bank below may be a helpful resource. Provide a brief explanation or justification for the activity.)*

- [KCWP1: Design and Deploy Standards Classroom Activities](#)
- [KCWP2: Design and Deliver Instruction Classroom Activities](#)
- [KCWP3: Design and Deliver Assessment Literacy Classroom Activities](#)
- [KCWP4: Review, Analyze and Apply Data Classroom Activities](#)
- [KCWP5: Design, Align and Deliver Support Classroom Activities](#)
- [KCWP6: Establishing Learning Culture and Environment Classroom Activities](#)

In the following chart, identify the timeline for the activity or activities, the person(s) responsible for ensuring the fidelity of the activity or activities, and necessary funding to execute the activity or activities.

Objective	Strategy	Activities to Deploy Strategy	Measure of Success	Progress Monitoring Date & Notes	Funding
Objective 1 Increase the number of students proficient in reading based on MAP from 62% to 75% Increase the number of students proficient in math based on MAP from 69% to 80%	Refine the PLC/PDSA system in place in our school for teachers to monitor students' progress on standards in order to know when they have achieved mastery	Teachers will utilize high yield instructional strategy selection in lesson planning	Curriculum Planning Documents (Formative Data), Walkthrough Data	Review and revision of data & Lesson Planning will occur weekly during PLC meetings	N/A

2: Separate Academic Indicator

<p>Goal 2: Increase the percentage of students scoring Proficient and Distinguished on K-Prep in elementary Science 17.9% to 40 % Increase the percentage of students scoring Proficient and Distinguished on K-Prep in elementary Social Studies 53.6% to 70% Increase the percentage of students scoring Proficient and Distinguished on K-Prep in elementary Writing from 30.2% to 45 % (Information from feeder school - West Irvine Intermediate 3rd Grade Data)</p>		
<p>Which Strategy will the district use to address this goal? <i>(The Strategy can be based upon the six Key Core Work Processes listed below or another research-based approach. Provide justification and/or attach evidence for why the strategy was chosen.)</i></p> <ul style="list-style-type: none"> ● KCWP 1: Design and Deploy Standards ● KCWP 2: Design and Deliver Instruction ● KCWP 3: Design and Deliver Assessment Literacy ● KCWP 4: Review, Analyze and Apply Data ● KCWP 5: Design, Align and Deliver Support ● KCWP 6: Establishing Learning Culture and Environment 	<p>Which Activities will the district deploy based on the strategy or strategies chosen? <i>(The links to the Key Core Work Processes activity bank below may be a helpful resource. Provide a brief explanation or justification for the activity.)</i></p> <ul style="list-style-type: none"> ● KCWP1: Design and Deploy Standards Classroom Activities ● KCWP2: Design and Deliver Instruction Classroom Activities ● KCWP3: Design and Deliver Assessment Literacy Classroom Activities ● KCWP4: Review, Analyze and Apply Data Classroom Activities ● KCWP5: Design, Align and Deliver Support Classroom Activities ● KCWP6: Establishing Learning Culture and Environment Classroom Activities 	<p>In the following chart, identify the timeline for the activity or activities, the person(s) responsible for ensuring the fidelity of the activity or activities, and necessary funding to execute the activity or activities.</p>

Objective	Strategy	Activities to Deploy Strategy	Measure of Success	Progress Monitoring Date & Notes	Funding
<p>Objective 1 Increase the percentage of students scoring Proficient and Distinguished on K-Prep in elementary Science 17.9% to 25 %, Middle School science on K-Prep from 17.6% to 25% and High School science on ACT/TAR from 23.9% to 30% by 2019.</p> <p>AND</p>	<p>KCWP 1: Develop Curriculum Maps for science and social studies K-12 that are aligned to state/essential standards and components that support instruction and assessment.</p>	<p>PROCESS: The District Instructional Core Team will develop a process to ensure curriculum mapping will occur in science and social studies to identify instructional gaps, including planning for the introduction of the standard, learning targets, development and gradual release phases, and arrival at standards mastery, and assessments..</p>	<p>30-60-90 Day Plans Curriculum Documents Walkthroughs Agendas & Minutes</p>	<p>30-60-90 Day Plans Monthly Walkthroughs District Instructional Core Team Agenda & Minutes</p>	

<p>Increase the percentage of students scoring Proficient and Distinguished on K-Prep in elementary Social Studies 53.6% to 58%, Middle School Social Studies on K-Prep from 59.0% to 67 % by 2019.</p>					
		<p>Develop benchmark assessments in science and social studies to be given Fall, Winter, and Spring.</p>			
<p>Objective 2 Increase the percentage of students scoring Proficient and Distinguished on K-Prep in elementary Writing from 30.2% to 35 %, Middle School Writing on K-Prep from 35.6% to 45% and High School Writing on K-Prep from 35.5% to 41% by 2019.</p>	<p>KCWP 1: What is the assurance the current curriculum(s) is valid (e.g., aligned to state/essential standards, components that support the instruction and assessment, paced with accuracy)?</p>				

3: Gap

Goal 3:
 Increase the percentage of students in the non-duplicated gap group scoring proficient/distinguished in elementary for reading from 30.2% to 64.0%, middle school for reading from 47.3% to 67.1%, and high school for reading from 45.5% to 66.0% by 2020.
 Increase the percentage of students in the non-duplicated gap group scoring proficient/distinguished in elementary math from 38.8% to 61.8%, middle school for math from 44.2% to 65.1%, and high school for math from 43.3% to 64.6% by 2020.
 (Information from feeder school - West Irvine Intermediate 3rd Grade Data)

<p>Which Strategy will the district use to address this goal? <i>(The Strategy can be based upon the six Key Core Work Processes listed below or another research-based approach. Provide justification and/or attach evidence for why the strategy was chosen.)</i></p> <ul style="list-style-type: none"> ● KCWP 1: Design and Deploy Standards ● KCWP 2: Design and Deliver Instruction ● KCWP 3: Design and Deliver Assessment Literacy ● KCWP 4: Review, Analyze and Apply Data ● KCWP 5: Design, Align and Deliver Support ● KCWP 6: Establishing Learning Culture and Environment 	<p>Which Activities will the district deploy based on the strategy or strategies chosen? <i>(The links to the Key Core Work Processes activity bank below may be a helpful resource. Provide a brief explanation or justification for the activity.)</i></p> <ul style="list-style-type: none"> ● KCWP1: Design and Deploy Standards Classroom Activities ● KCWP2: Design and Deliver Instruction Classroom Activities ● KCWP3: Design and Deliver Assessment Literacy Classroom Activities ● KCWP4: Review, Analyze and Apply Data Classroom Activities ● KCWP5: Design, Align and Deliver Support Classroom Activities ● KCWP6: Establishing Learning Culture and Environment Classroom Activities 	<p>In the following chart, identify the timeline for the activity or activities, the person(s) responsible for ensuring the fidelity of the activity or activities, and necessary funding to execute the activity or activities.</p> <p>January 2019 to May 2019</p> <p>Monitoring: Formative Assessment Data - Classroom Teachers, Special Education Teachers, Literacy Coach and Principal Common Assessment Data - Literacy Coach, and Principal</p>
---	---	---

Objective	Strategy	Activities to Deploy Strategy	Measure of Success	Progress Monitoring Date & Notes	Funding
Objective 1: By May 2019 51% of Students with Disabilities will improve their Reading score by 1 level or maintain their current level of Apprentice or above as measured by the Fountas and Pinnell Benchmark Assessment	Analyze and refine systems and procedures to ensure appropriate academic interventions are taking place to meet the needs of all students.	The School Leadership Team, Special Education PLC, and Grade Level PLC Teams will utilize daily formative data collection tools, benchmark data, summative data, non-academic data, formative and summative teacher observations, and/or walkthrough data to ensure high levels of teacher effectiveness and student achievement.	Common Assessment Data Weekly Formative Assessment Data Monthly Running Records Benchmark Data Walkthrough Data Glows/Grow Data	Weekly - Formative Assessment Data and Walkthroughs Monthly - Common Assessments and Running Records Three Times a Year (Fall, Winter, Spring) - Benchmark Data Every Six Weeks - District Walkthroughs	N/A

4: Growth

Goal 5:
 By 2021, we will increase the percentage of students moving at least on scoring category:
 In reading from 17% to 32%.
 In math from 18% to 33%.
 (Information from feeder school - West Irvine Intermediate 3rd Grade Data)

<p>Which Strategy will the district use to address this goal? <i>(The Strategy can be based upon the six Key Core Work Processes listed below or another research-based approach. Provide justification and/or attach evidence for why the strategy was chosen.)</i></p> <ul style="list-style-type: none"> ● KCWP 1: Design and Deploy Standards ● KCWP 2: Design and Deliver Instruction ● KCWP 3: Design and Deliver Assessment Literacy ● KCWP 4: Review, Analyze and Apply Data ● KCWP 5: Design, Align and Deliver Support ● KCWP 6: Establishing Learning Culture and Environment 	<p>Which Activities will the district deploy based on the strategy or strategies chosen? <i>(The links to the Key Core Work Processes activity bank below may be a helpful resource. Provide a brief explanation or justification for the activity.)</i></p> <ul style="list-style-type: none"> ● KCWP1: Design and Deploy Standards Classroom Activities ● KCWP2: Design and Deliver Instruction Classroom Activities ● KCWP3: Design and Deliver Assessment Literacy Classroom Activities ● KCWP4: Review, Analyze and Apply Data Classroom Activities ● KCWP5: Design, Align and Deliver Support Classroom Activities ● KCWP6: Establishing Learning Culture and Environment Classroom Activities 	<p>In the following chart, identify the timeline for the activity or activities, the person(s) responsible for ensuring the fidelity of the activity or activities, and necessary funding to execute the activity or activities.</p>
---	---	--

Objective	Strategy	Activities to Deploy Strategy	Measure of Success	Progress Monitoring Date & Notes	Funding
<p>Objective 1 During the 2018-19 school year the percentage of students moving at least one scoring category in Reading Map will increase from 46% to 56% and the percentage of students moving at least one scoring category in Math Map will increase from 32% to 42% (118 students)</p>	<p>Develop a continuous classroom improvement system (CCI) so students can communicate how they track and evaluate their progress and set goals.</p>	<p>Provide professional learning opportunities for a select group of teachers on how to implement CCI in order for students to use assessments to help students assess and adjust their own learning. Students will participate in self-assessment and goal setting. Teachers will learn to create intentional opportunities for students to receive and offer effective feedback during learning.</p>	<p>Student Data Notebook Evidence of Classroom Data Collection</p>	<p>30-60-90 Monthly by committee & Leadership team Student Data Notebooks presented to Leadership Team</p>	

5: Transition Readiness

Goal 5: My May 2021, we will:
 increase the number of students proficient in reading based on MAP from 37.4% to 52.4%
 increase the number of students proficient in math based on MAP from 41.3% to 56.3%
 (Information from feeder school - West Irvine Intermediate 3rd Grade Data)

Which **Strategy** will the district use to address this goal? *(The Strategy can be based upon the six Key Core Work Processes listed below or another research-based approach. Provide justification and/or attach evidence for why the strategy was chosen.)*

- [KCWP 1: Design and Deploy Standards](#)
- [KCWP 2: Design and Deliver Instruction](#)
- [KCWP 3: Design and Deliver Assessment Literacy](#)
- [KCWP 4: Review, Analyze and Apply Data](#)
- [KCWP 5: Design, Align and Deliver Support](#)
- [KCWP 6: Establishing Learning Culture and Environment](#)

Which **Activities** will the district deploy based on the strategy or strategies chosen? *(The links to the Key Core Work Processes activity bank below may be a helpful resource. Provide a brief explanation or justification for the activity.)*

- [KCWP1: Design and Deploy Standards Classroom Activities](#)
- [KCWP2: Design and Deliver Instruction Classroom Activities](#)
- [KCWP3: Design and Deliver Assessment Literacy Classroom Activities](#)
- [KCWP4: Review, Analyze and Apply Data Classroom Activities](#)
- [KCWP5: Design, Align and Deliver Support Classroom Activities](#)
- [KCWP6: Establishing Learning Culture and Environment Classroom Activities](#)

In the following chart, identify the timeline for the activity or activities, the person(s) responsible for ensuring the fidelity of the activity or activities, and necessary funding to execute the activity or activities.

Objective	Strategy	Activities to Deploy Strategy	Measure of Success	Progress Monitoring Date & Notes	Funding
Objective 1 Increase the number of students proficient in reading based on MAP from 62% to 75% Increase the number of students proficient in math based on MAP from 69% to 80%.	Teachers will develop processes to communicate with students in order to address barriers to learning.	Staff will ensure that mastery is effectively and accurately communicated in order to increase student achievement.	Committee Meetings including Leadership Committee, Parent Teacher Conferences, ABRI Committee, Persistence to Graduation Committee	30-60-90 ABRI Committee Minutes and Agendas Various Committee Minutes and Agendas	