

Estill County Schools Energy Management Package



October 2020

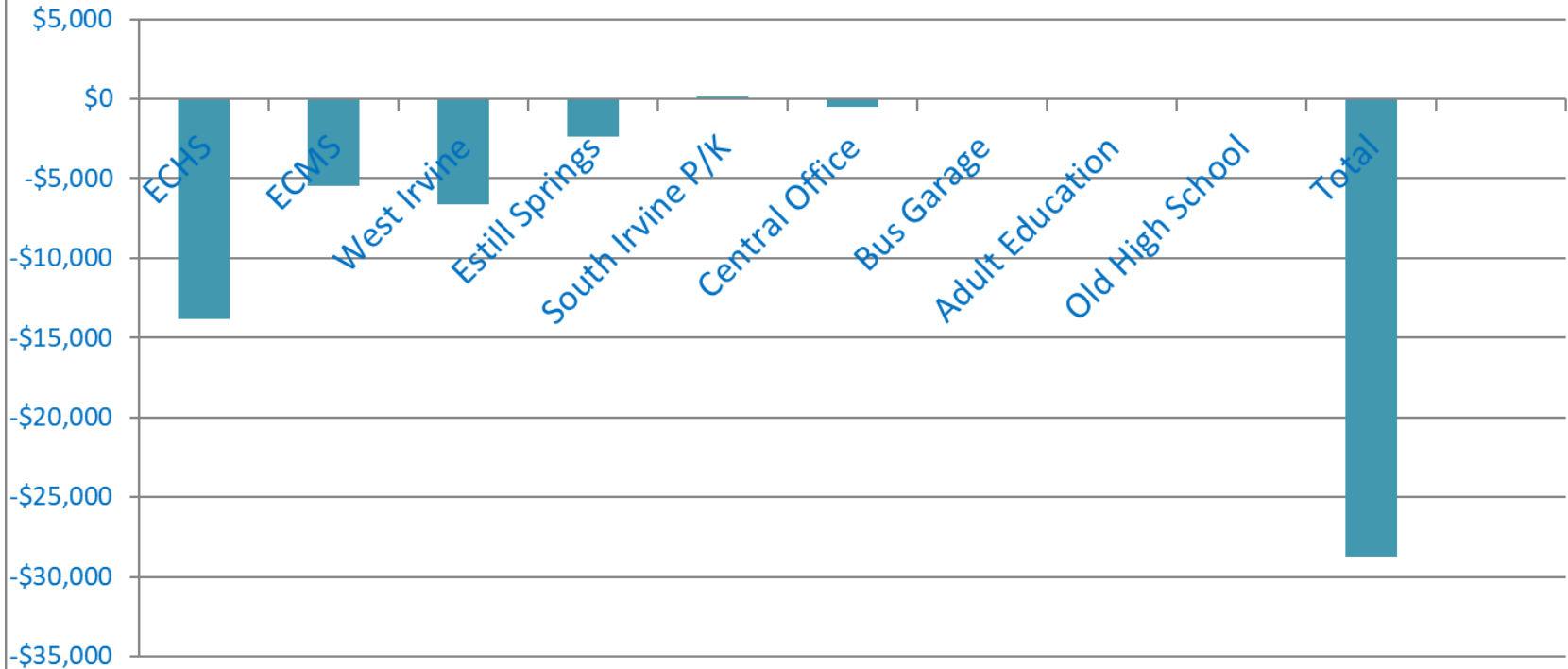


Estill County Schools Energy Management Report October 2020

School Facility	October					2020 - 2021 YTD Results				
	2019 Actual Kwh	2020 Actual Kwh	% Reduction	Position	\$ Cost Change	2019-2020 Actual Kwh	2020-2021 Actual Kwh	% Reduction	Overall Position	YTD \$ Cost Change
ECHS	110,035	76,884	30.13%	4	-\$3,851	477,286	341,598	28.4%	3	-\$13,824
ECMS	70,880	53,600	24.38%	5	-\$2,007	330,240	276,800	16.2%	7	-\$5,445
West Irvine	69,280	23,600	65.94%	2	-\$5,307	251,040	186,000	25.9%	5	-\$6,626
Estill Springs	26,000	20,689	20.43%	6	-\$617	102,000	78,874	22.7%	6	-\$2,356
South Irvine P/K	25,421	22,734	10.57%	7	-\$312	119,825	121,202	-1.1%	9	\$140
Central Office	17,801	16,470	7.48%	8	-\$155	77,066	72,008	6.6%	8	-\$515
Bus Garage	0		100.00%	1	\$0	0		100.0%	1	\$0
Adult Education	521	351	32.63%	3	-\$20	2,942	2,178	26.0%	4	-\$78
Old High School	0		100.00%	1	\$0	0		100.0%	1	\$0
Total	319,938	214,328	33.01%		-\$12,269	1,360,399	1,078,660	20.7%		-\$28,704



Electrical Energy Cost Comparison to Last Year July 2020 - October 2020 \$ Cost Change



Note: The Schools with the Lowest Bars are doing the Best Job in Reducing Costs

Project Description	Refunds/Rebates Received	Avoided Costs	Total Avoided Costs
Rate Change Savings Prior Years		\$9,600	\$9,600
Rate Change Savings Current Year		\$2,010	\$2,010
Consumption Savings Prior Years		\$678,614	\$678,614
Consumption Savings Current Year		\$52,875	\$52,875
Energy Projects Prior Years	\$25,152		\$25,152
Energy Projects Current Year			\$0
Total	\$25,152	\$743,099	\$768,251
Total Cost Avoided This Month		\$53,642	
Total Cumulative Savings		\$901,045	

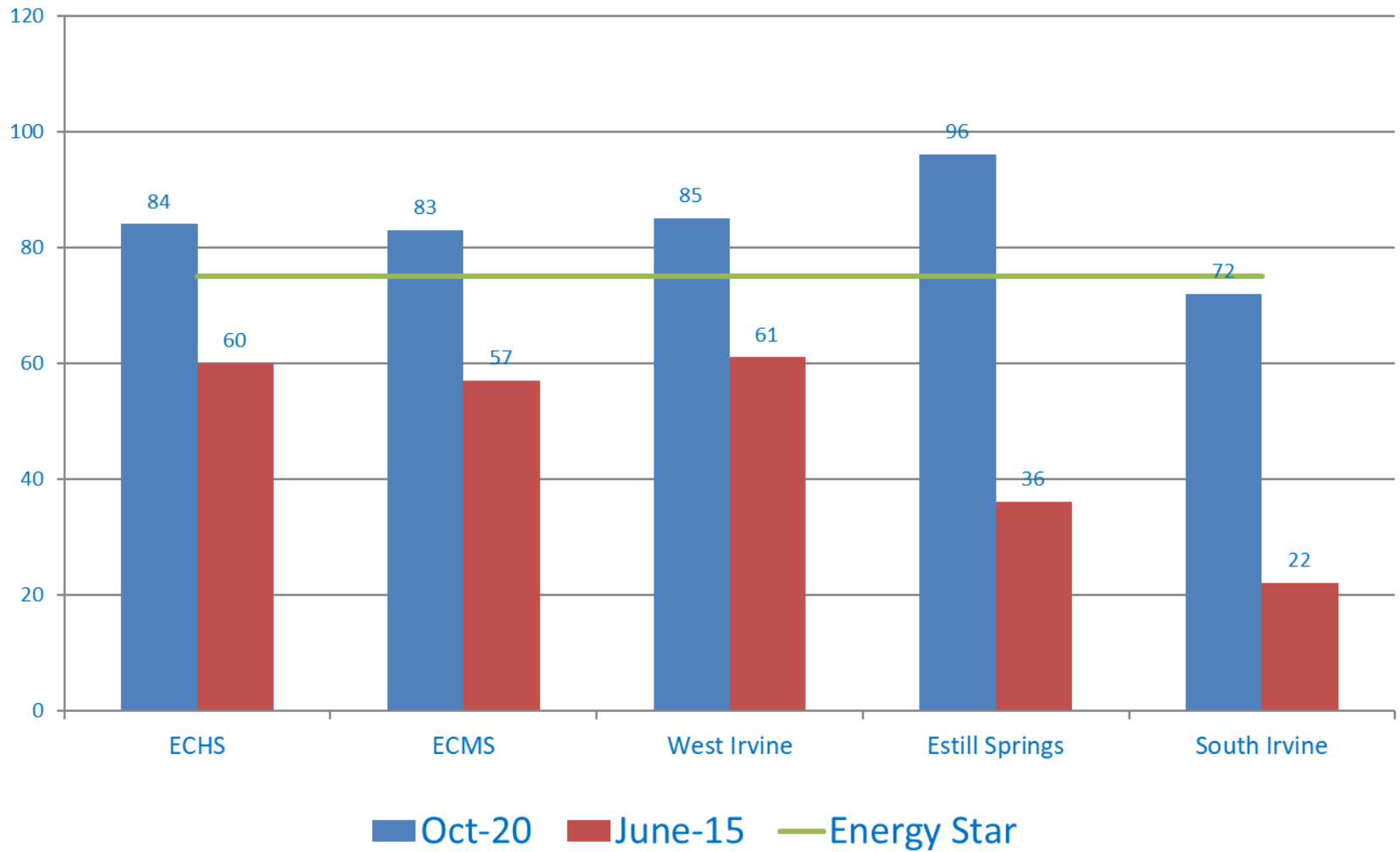


Energy Star Portfolio Manager Ratings

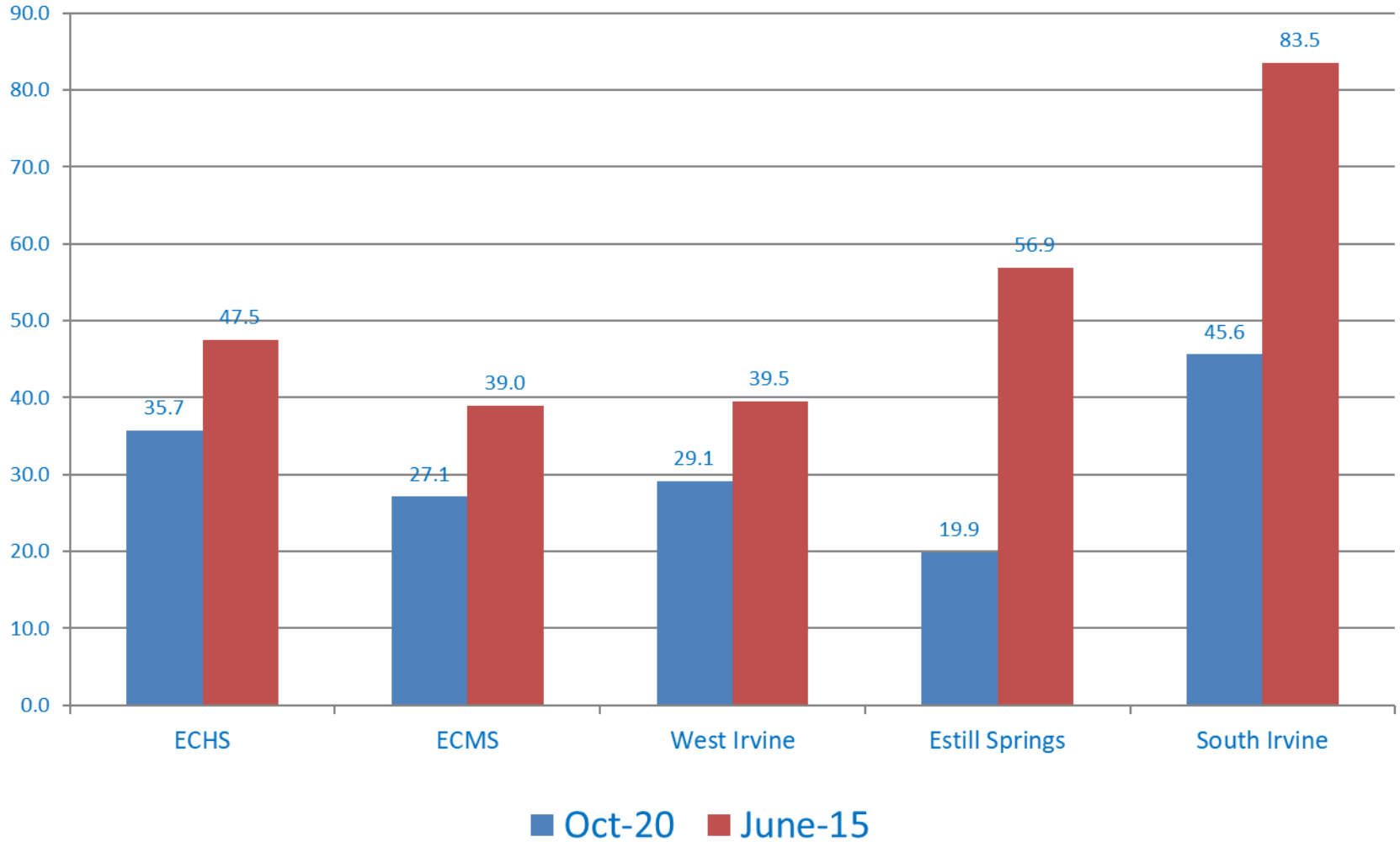
Facility Name	Rating (1-100) Oct-20	Rating (1-100) June-15	Energy Use kbtu/sq ft Oct-20	Energy Use kbtu/sq ft June-15	Change From Baseline
Estill County High School	84	60	35.7	47.5	-24.8%
Estill County Middle School	83	57	27.1	39.0	-30.5%
West Irvine Elementary	85	61	29.1	39.5	-26.3%
Estill Springs Elementary	96	36	19.9	56.9	-65.0%
South Irvine P/K Center	72	22	45.6	83.5	-45.4%
Total	85	53	30.8	47.7	-35.4%



Energy Star Portfolio Manager Ratings



EUI (kbtu/sq.ft/)



Energy Star Portfolio Manager Rating

