

# Estill County Schools Energy Management Package



December 2020



# Estill County Schools

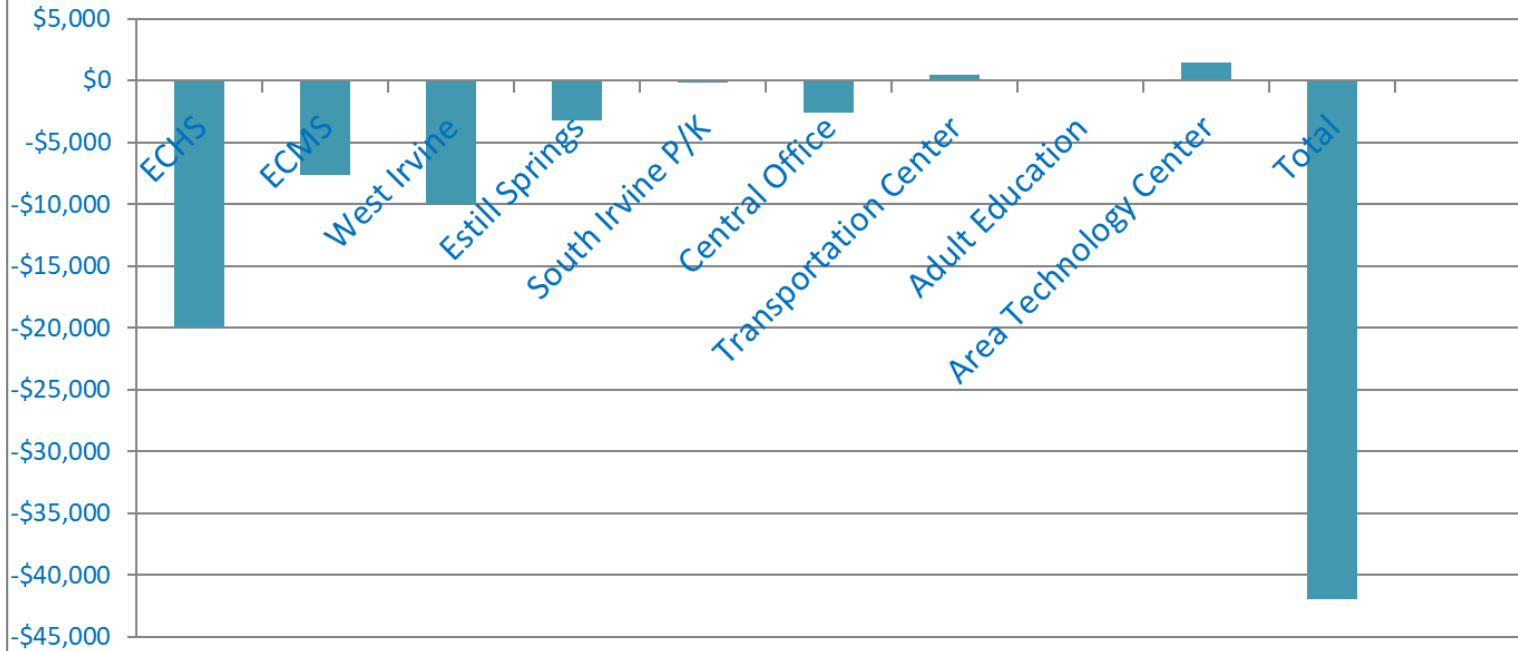
## Energy Management Report

### December 2020

School Facility	December					2020 - 2021 YTD Results				
	2019 Actual Kwh	2020 Actual Kwh	% Reduction	Position	\$ Cost Change	2019-2020 Actual Kwh	2020-2021 Actual Kwh	% Reduction	Overall Position	YTD \$ Cost Change
ECHS	119,968	96,131	19.87%	3	-\$2,425	705,917	509,596	27.8%	1	-\$20,009
ECMS	69,520	65,760	5.41%	6	-\$383	468,320	393,440	16.0%	6	-\$7,632
West Irvine	67,040	52,480	21.72%	2	-\$1,481	384,640	286,320	25.6%	2	-\$10,021
Estill Springs	26,152	22,739	13.05%	5	-\$347	153,041	121,029	20.9%	4	-\$3,263
South Irvine P/K	23,940	23,356	2.44%	7	-\$59	164,058	162,187	1.1%	7	-\$191
Central Office	41,219	25,303	38.61%	1	-\$1,619	137,694	112,379	18.4%	5	-\$2,580
Transportation Center	0	4,500	#####	8	\$458	0	4,500	#####	8	\$459
Adult Education	387	315	18.60%	4	-\$7	3,733	2,789	25.3%	3	-\$96
Area Technology Center	0	4,093	#####	#N/A	\$416	0	13,975	#####	9	\$1,424
<b>Total</b>	<b>348,226</b>	<b>294,677</b>	<b>15.38%</b>		<b>-\$5,449</b>	<b>2,017,403</b>	<b>1,606,215</b>	<b>20.4%</b>		<b>-\$41,908</b>



## Electrical Energy Cost Comparison to Last Year July 2020 - December 2020 \$ Cost Change



**Note: The Schools with the Lowest Bars are doing the Best Job in Reducing Costs**

Project Description	Refunds/Rebates Received	Avoided Costs	Total Avoided Costs
Rate Change Savings Prior Years		\$9,600	\$9,600
Rate Change Savings Current Year		\$3,015	\$3,015
Consumption Savings Prior Years		\$678,614	\$678,614
Consumption Savings Current Year		\$124,933	\$124,933
Energy Projects Prior Years	\$25,152		\$25,152
Energy Projects Current Year			\$0
Total	\$25,152	\$816,162	\$841,314
Total Cost Avoided This Month		\$26,990	
Total Cumulative Savings		\$973,103	

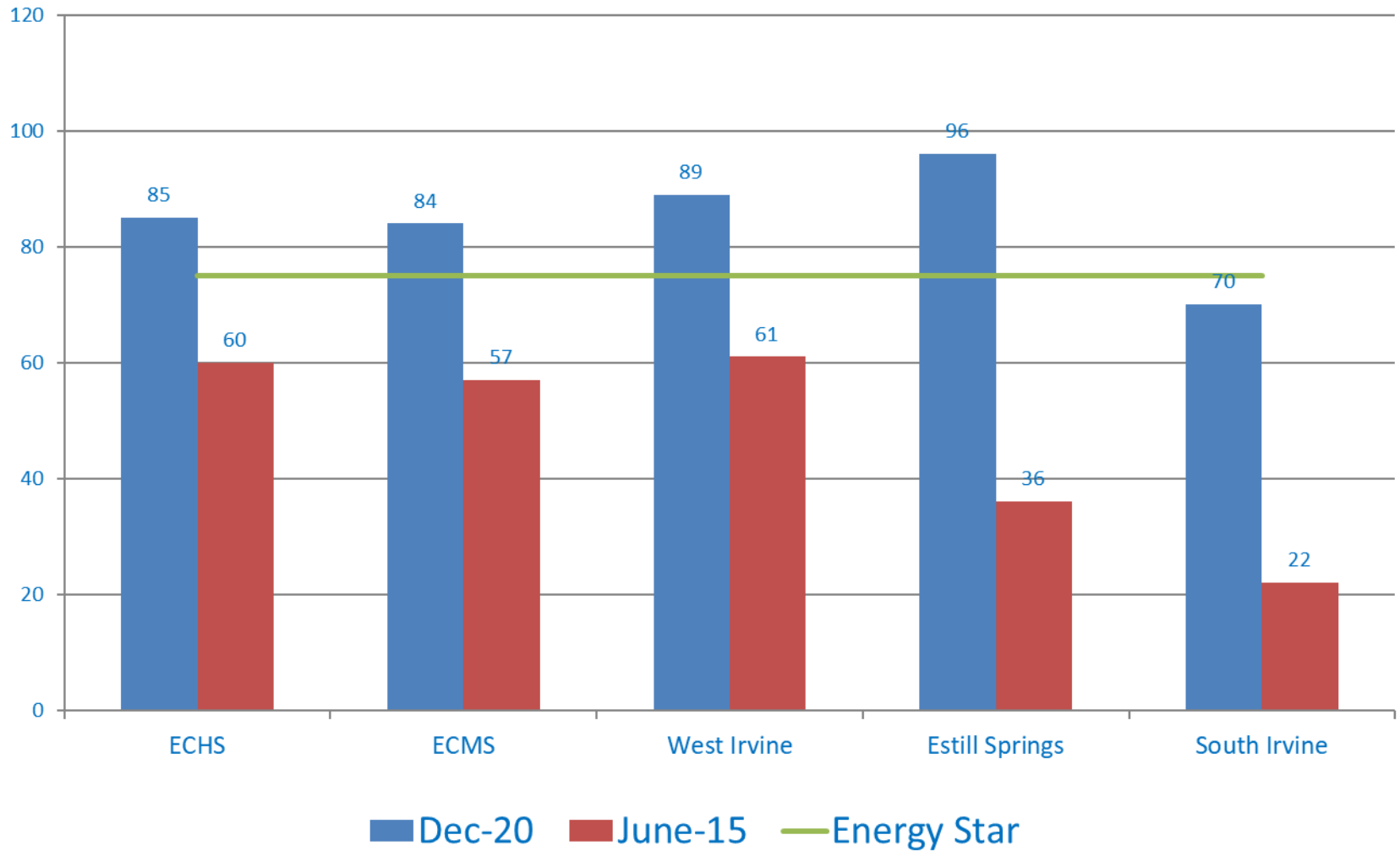


# Energy Star Portfolio Manager Ratings

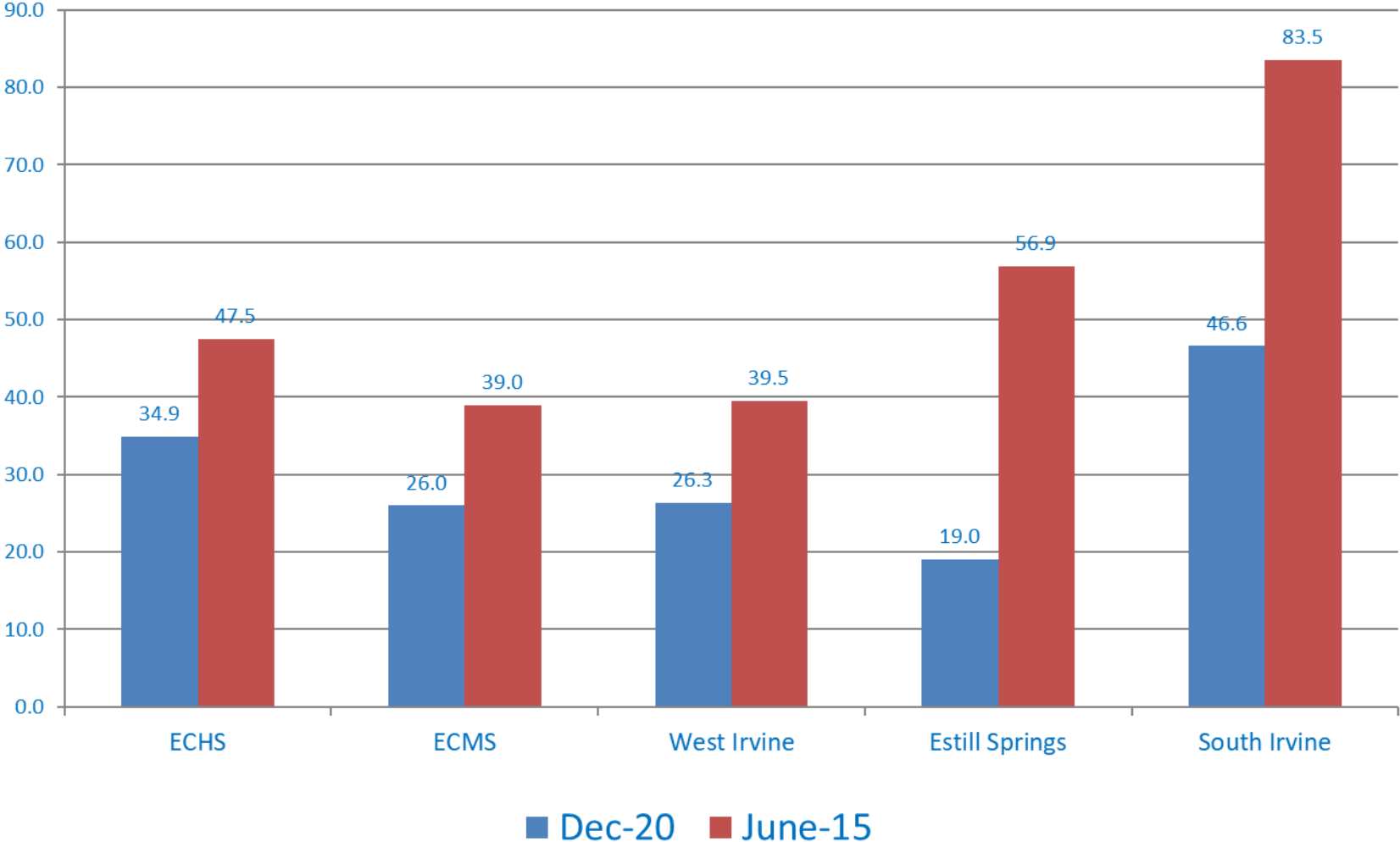
Facility Name	Rating (1-100) Dec-20	Rating (1-100) June-15	Energy Use kbtu/sq ft Dec-20	Energy Use kbtu/sq ft June-15	Change From Baseline
Estill County High School	85	60	34.9	47.5	-26.5%
Estill County Middle School	84	57	26.0	39.0	-33.3%
West Irvine Elementary	89	61	26.3	39.5	-33.4%
Estill Springs Elementary	96	36	19.0	56.9	-66.6%
South Irvine P/K Center	70	22	46.6	83.5	-44.2%
<b>Total</b>	<b>86</b>	<b>53</b>	<b>29.7</b>	<b>47.7</b>	<b>-37.7%</b>



# Energy Star Portfolio Manager Ratings



# EUI (kbtu/sq.ft/)



# Energy Star Portfolio Manager Rating

