

Estill County Schools Energy Management Package



August 2020

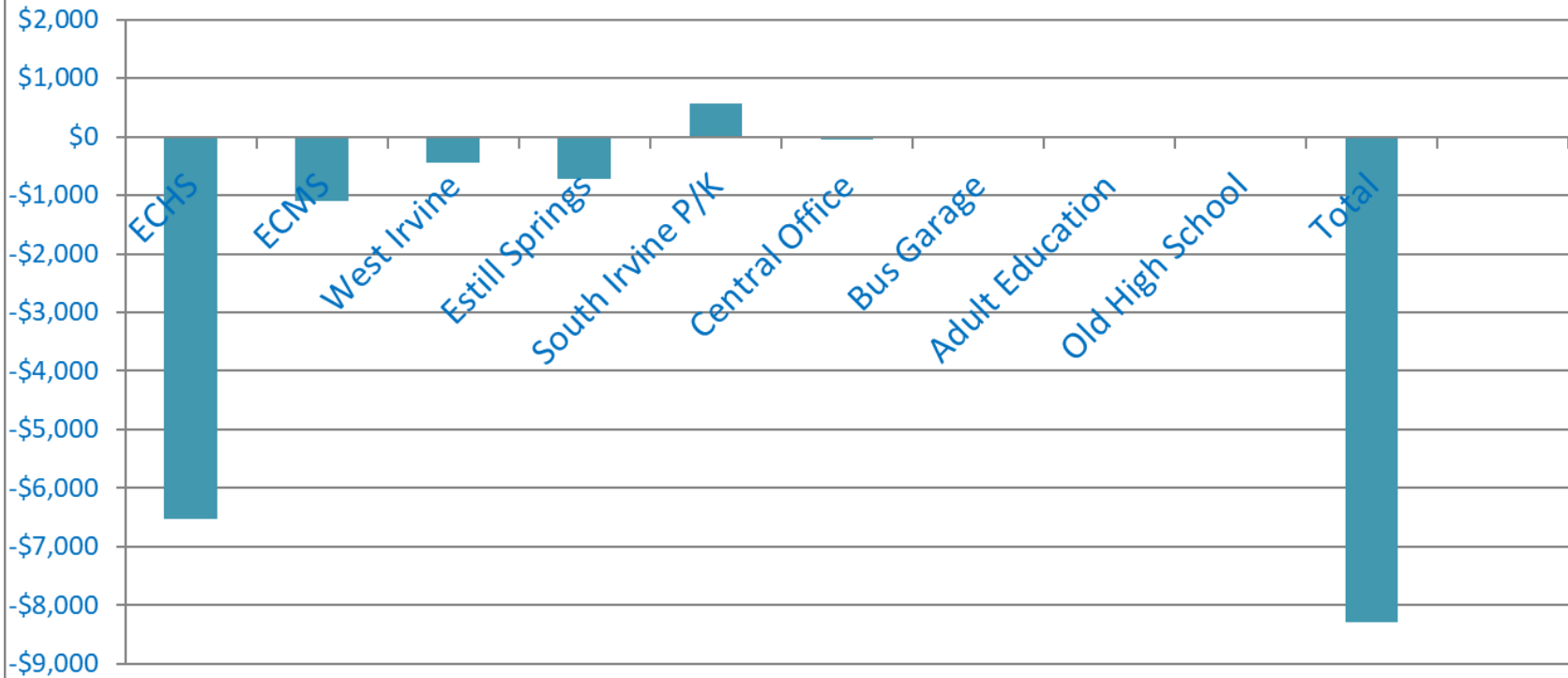


Estill County Schools Energy Management Report August 2020

School Facility	August					2020 - 2021 YTD Results				
	2019 Actual Kwh	2020 Actual Kwh	% Reduction	Position	\$ Cost Change	2019-2020 Actual Kwh	2020-2021 Actual Kwh	% Reduction	Overall Position	YTD \$ Cost Change
ECMS	95,360	74,880	21.48%	4	-\$2,026	164,560	153,280	6.9%	6	-\$1,095
West Irvine	58,720	52,480	10.63%	6	-\$617	109,440	104,960	4.1%	7	-\$435
Estill Springs	24,380	17,588	27.86%	3	-\$672	42,669	35,176	17.6%	4	-\$728
South Irvine P/K	29,415	33,400	-13.55%	8	\$394	61,021	66,800	-9.5%	9	\$561
Central Office	19,986	18,825	5.81%	7	-\$115	38,226	37,650	1.5%	8	-\$56
Bus Garage	0		100.00%	1	\$0	0		100.0%	1	\$0
Adult Education	733	620	15.42%	5	-\$11	1,474	1,240	15.9%	5	-\$23
Old High School	0		100.00%	1	\$0	0		100.0%	1	\$0
Total	359,621	289,765	19.42%		-\$6,910	655,753	570,374	13.0%		-\$8,291



Electrical Energy Cost Comparison to Last Year July 2020 - August 2020 \$ Cost Change



Note: The Schools with the Lowest Bars are doing the Best Job in Reducing Costs

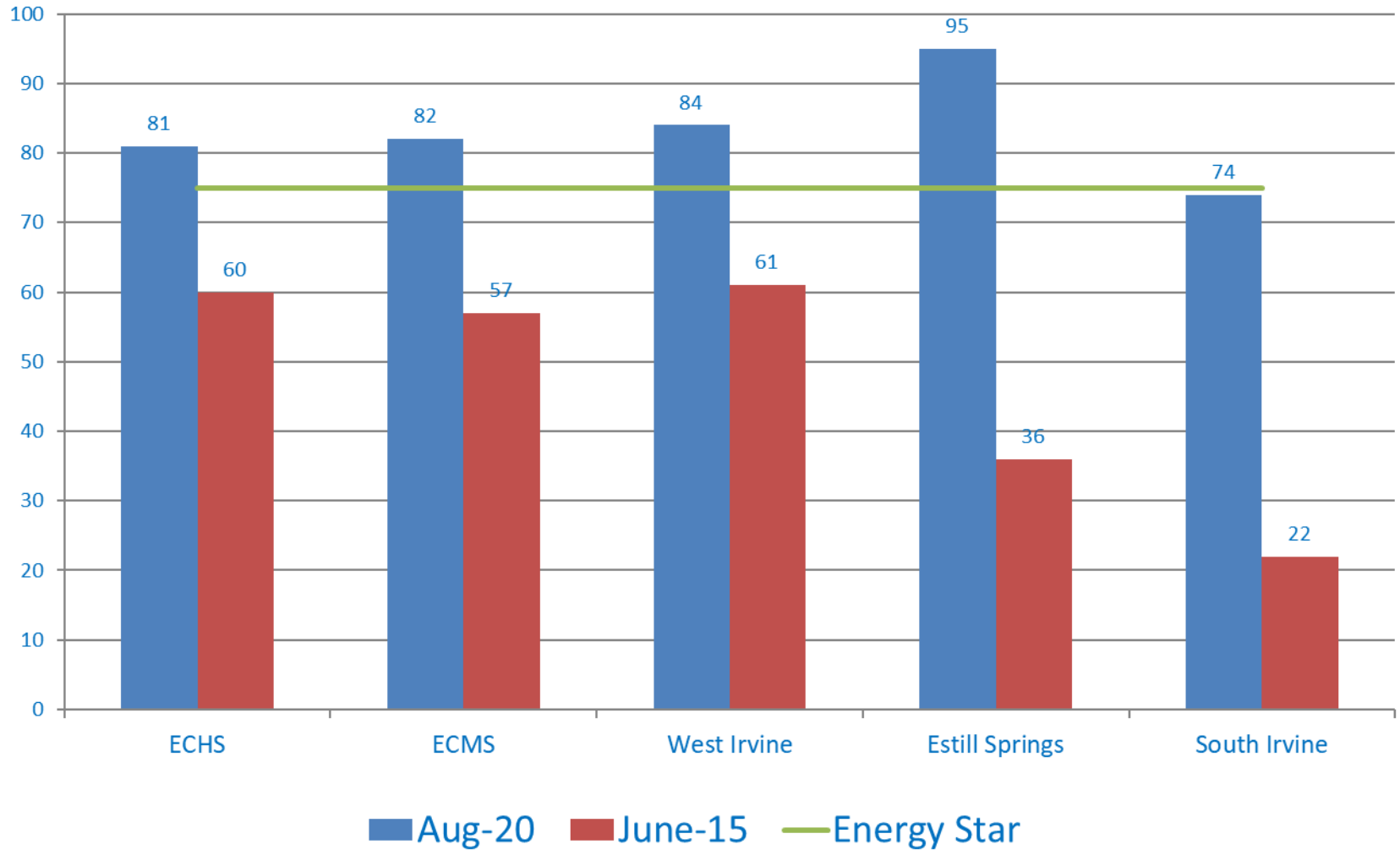
Project Description	Refunds/Rebates Received	Avoided Costs	Total Avoided Costs
Rate Change Savings Prior Years		\$9,600	\$9,600
Rate Change Savings Current Year		\$1,005	\$1,005
Consumption Savings Prior Years		\$678,614	\$678,614
Consumption Savings Current Year		-\$3,701	-\$3,701
Energy Projects Prior Years	\$25,152		\$25,152
Energy Projects Current Year			\$0
Total	\$25,152	\$685,518	\$710,670
Total Cost Avoided This Month		\$658	
Total Cumulative Savings		\$844,469	



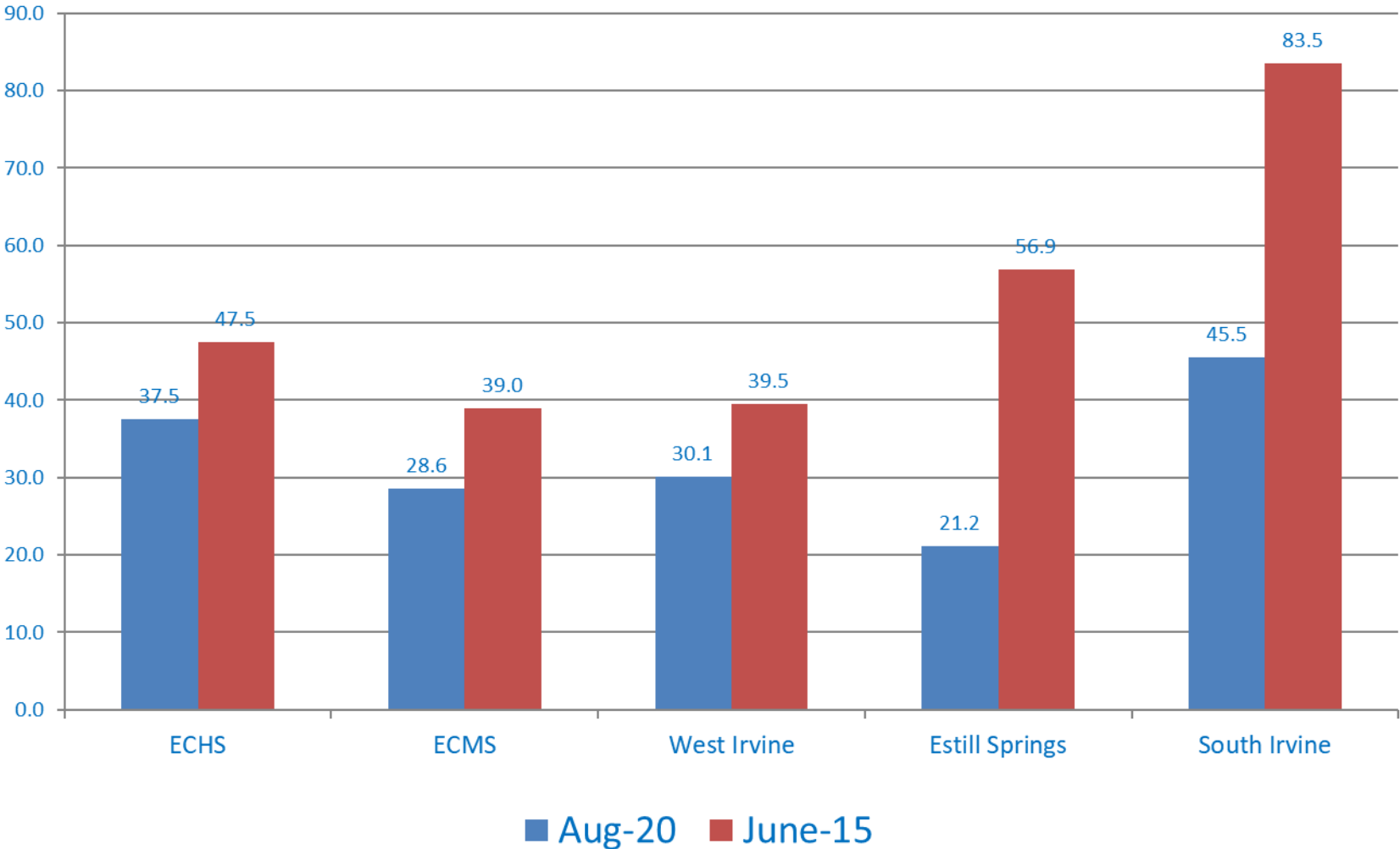
Energy Star Portfolio Manager Ratings

Facility Name	Rating (1-100) Aug-20	Rating (1-100) June-15	Energy Use kbtu/sq ft Aug-20	Energy Use kbtu/sq ft June-15	Change From Baseline
Estill County High School	81	60	37.5	47.5	-21.1%
Estill County Middle School	82	57	28.6	39.0	-26.7%
West Irvine Elementary	84	61	30.1	39.5	-23.8%
Estill Springs Elementary	95	36	21.2	56.9	-62.7%
South Irvine P/K Center	74	22	45.5	83.5	-45.5%
Total	83	53	32.2	47.7	-32.5%

Energy Star Portfolio Manager Ratings



EUI (kbtu/sq.ft/)



Energy Star Portfolio Manager Rating

