

# Estill County Schools Energy Management Package



January 2020



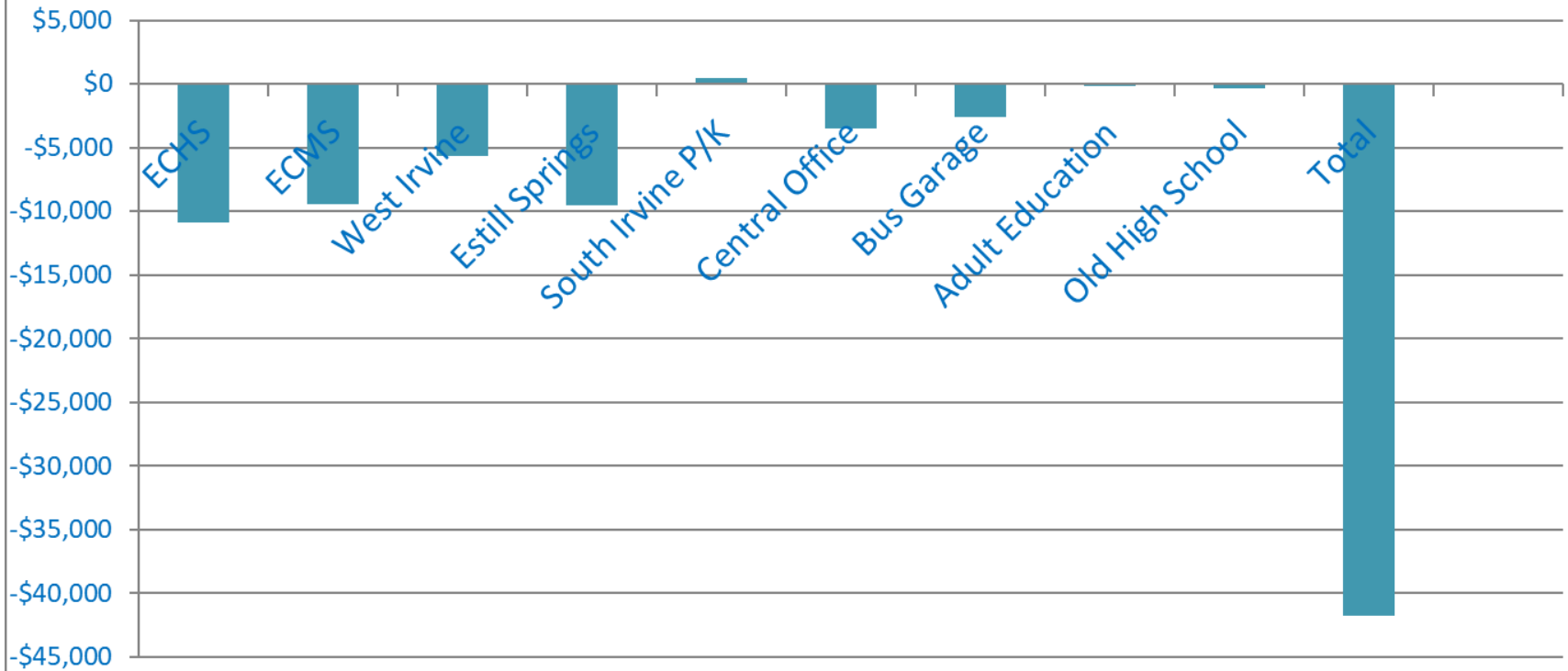
# Estill County Schools Energy Management Report January 2020

School Facility	January					2019 - 2020 YTD Results				
	2019 Actual Kwh	2020 Actual Kwh	% Reduction	Position	\$ Cost Change	2018-19 Actual Kwh	2019-20 Actual Kwh	% Reduction	Overall Position	YTD \$ Cost Change
ECMS	100,427	71,840	28.47%	5	-\$2,901	634,573	540,160	14.9%	6	-\$9,441
ECMS	122,221	115,382	5.60%	8	-\$694	930,509	821,299	11.7%	7	-\$10,920
West Irvine	62,560	56,160	10.23%	7	-\$649	497,920	440,800	11.5%	8	-\$5,712
Estill Springs	51,622	24,503	52.53%	4	-\$2,752	272,846	177,544	34.9%	3	-\$9,530
South Irvine P/K	22,767	24,583	-7.98%	9	\$184	183,985	188,641	-2.5%	9	\$466
Central Office	51,828	44,614	13.92%	6	-\$732	217,153	182,308	16.0%	5	-\$3,484
Bus Garage	3,337		100.00%	1	-\$339	26,066		100.0%	1	-\$2,606
Adult Education	884	400	54.75%	3	-\$49	5,522	4,133	25.2%	4	-\$139
Old High School	1,160		100.00%	1	-\$118	3,800		100.0%	1	-\$380
<b>Total</b>	<b>416,806</b>	<b>337,482</b>	<b>19.03%</b>		<b>-\$8,049</b>	<b>2,772,374</b>	<b>2,354,885</b>	<b>15.1%</b>		<b>-\$41,746</b>



# Electrical Energy Cost Comparison to Last Year

## July 2019 - January 2020 \$ Cost Change



**Note: The Schools with the Lowest Bars are doing the Best Job in Reducing Costs**

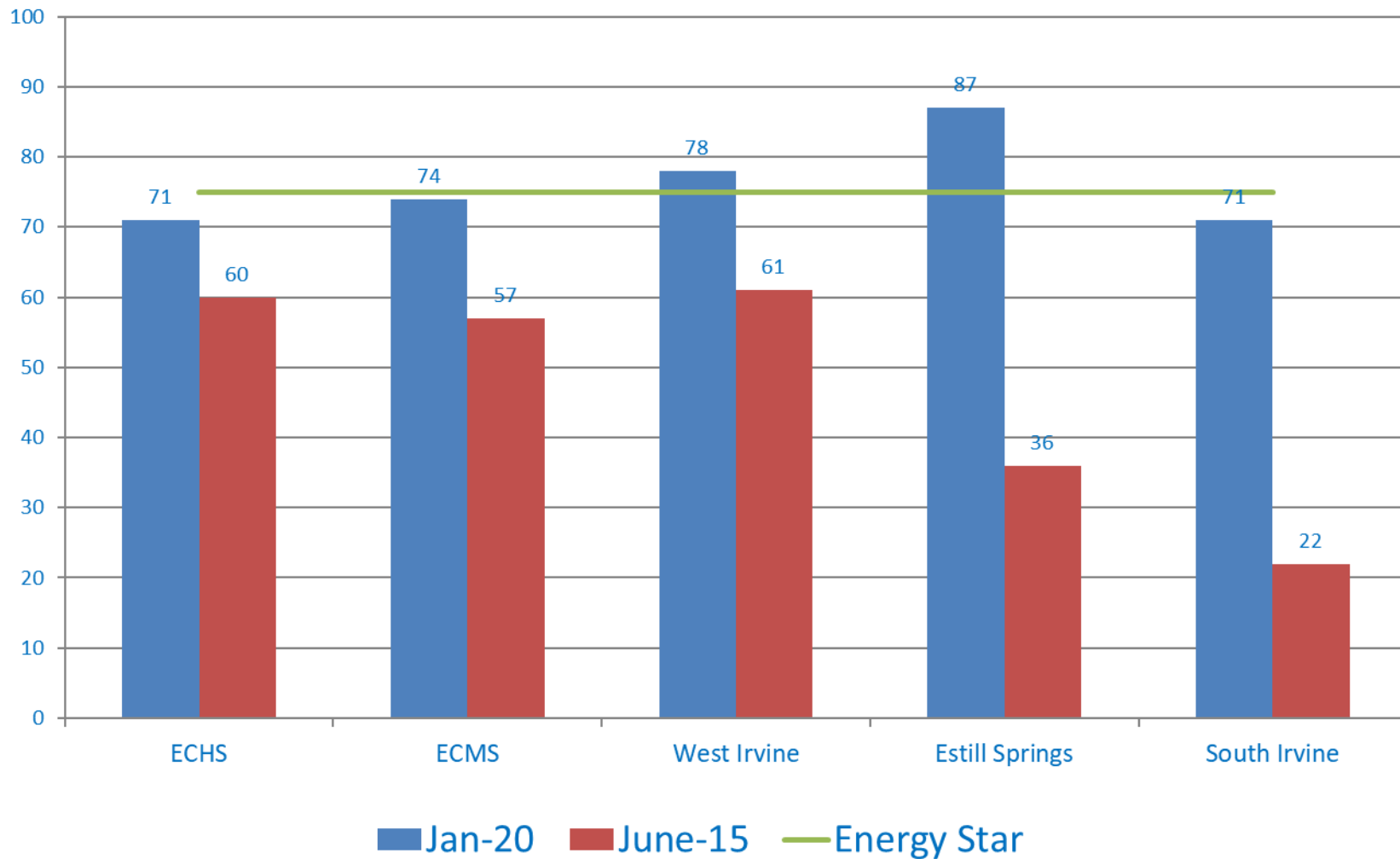
Project Description	Refunds/Rebates Received	Avoided Costs	Total Avoided Costs
Rate Change Savings Prior Years		\$9,600	\$9,600
Rate Change Savings Current Year		\$3,517	\$3,517
Consumption Savings Prior Years		\$441,607	\$441,607
Consumption Savings Current Year		\$137,755	\$137,755
Energy Projects Prior Years	\$18,638		\$18,638
Energy Projects Current Year	\$6,514		\$6,514
Total	\$25,152	\$592,479	\$617,631
Total Cost Avoided This Month		\$31,780	
Total Cumulative Savings		\$375,418	



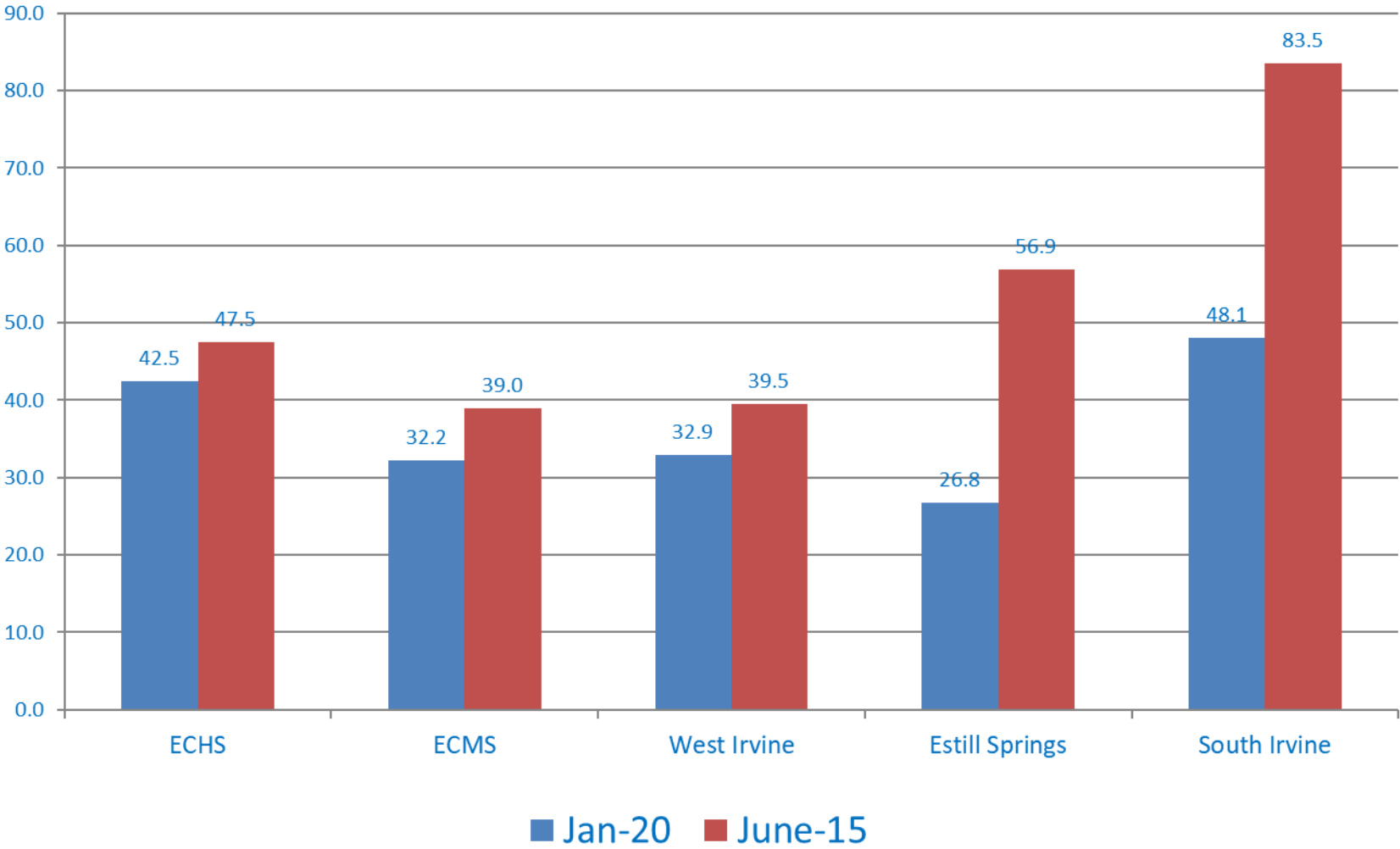
# Energy Star Portfolio Manager Ratings

Facility Name	Rating (1-100) Jan-20	Rating (1-100) June-15	Energy Use kbtu/sq ft Jan-20	Energy Use kbtu/sq ft June-15	Change From Baseline
Estill County High School	71	60	42.5	47.5	-10.5%
Estill County Middle School	74	57	32.2	39.0	-17.4%
West Irvine Elementary	78	61	32.9	39.5	-16.7%
Estill Springs Elementary	87	36	26.8	56.9	-52.9%
South Irvine P/K Center	71	22	48.1	83.5	-42.4%
<b>Total</b>	<b>75</b>	<b>53</b>	<b>36.2</b>	<b>47.7</b>	<b>-24.1%</b>

# Energy Star Portfolio Manager Ratings



# EUI (kbtu/sq.ft/)



# Energy Star Portfolio Manager Rating

